
AT89ISP Programmer Cable

Introduction

This Application Note describes the Atmel® AT89ISP cable interface; this in-system programmer cable communicates serially with Atmel's AT89S microcontrollers and reprograms them in the circuit without removal. For surface-mounted devices, eliminating this step greatly reduces the possibility of damages caused by insertion/removal of delicate leads, and allows for design changes and software/parameter updates in the field.

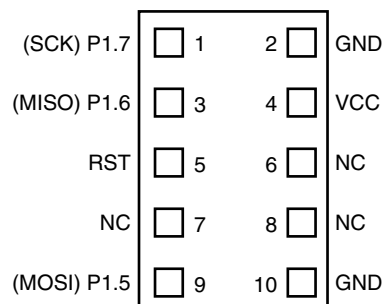
AT89ISP Software

The Atmel Microcontroller ISP Software is the primary means for performing in-system programming (ISP) of Atmel AT89S devices. It provides an intuitive interface for in-system programming that can be run from a personal computer. The software will run under the Windows®9x/ME/2000/NT® operating systems. The Atmel ISP software has a comprehensive set of features that allows a user to view, program, and erase data from an Atmel AT89S device. A detailed Adobe® Acrobat® document describing the features/functions of the software accompanies it.

AT89ISP Cable

In order to use the Atmel Microcontroller ISP Software, the user will need to have an Atmel AT89ISP cable. The ISP cable's pins need to be connected to an AT89S device in the manner shown in Figure 1. The 25-pin male connector plugs into the parallel port of the user's personal computer. The 10-pin female IDC header plugs into a 10-pin male header in the user's target board. A **polarized** 10-pin receptacle male header is highly recommended. The pin-out shown below represents the target 10-pin male header connector in the user's board as viewed from the top.

Figure 1. AT89ISP Cable 10-pin Male Header Pinout



AT89ISP Programmer Cable

Application Note



Connection

The correct way to connect the female header end of the AT89ISP cable to the 10-pin receptacle male header is to align the connector “arrow” towards pin 1, as illustrated in Figure 2. On the cable casing end, make sure the connector “arrow” sits visible next to the side of the small PC board (not away from it).

Figure 2. Proper Cable Alignment

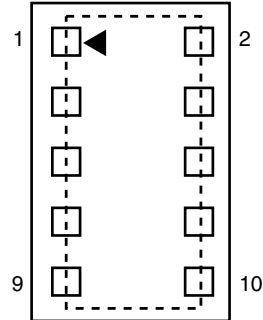
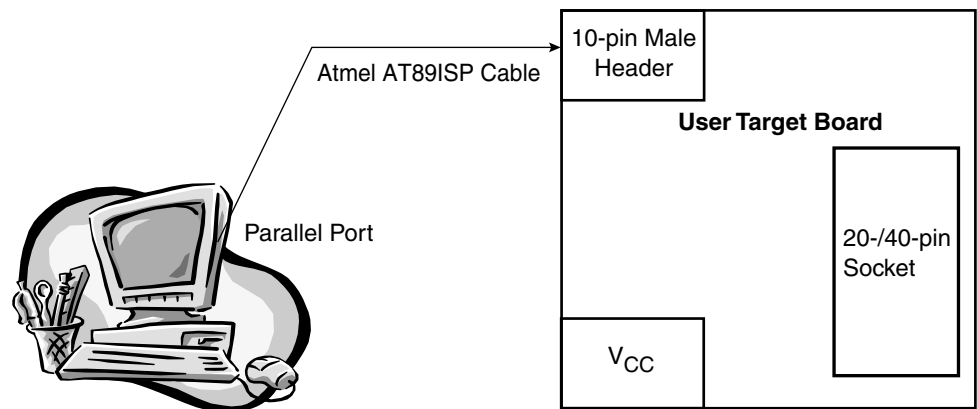


Table 1. ATMEL AT89ISP Cable Pinout

Pin	Name	Comment
1	SCK	Serial Clock
3	MISO	Master In – Slave Out
4	V _{CC}	Target Power Supply
5	RST	Target MCU Reset
9	MOSI	Master Out – Slave In
2, 10	GND	Common Ground
6, 7, 8	NC	No Connection

Figure 3. AT89ISP Target Board Sample Connection



Voltage Levels

The AT89ISP cable requires a regulated DC supply from the user target board. The cable should operate correctly between the specified operating voltage limits. The current operating V_{CC} voltage range for the AT89ISP cable is 3.3V to 5.5V.



Atmel Headquarters

Corporate Headquarters

2325 Orchard Parkway
San Jose, CA 95131
TEL 1(408) 441-0311
FAX 1(408) 487-2600

Europe

Atmel Sarl
Route des Arsenaux 41
Case Postale 80
CH-1705 Fribourg
Switzerland
TEL (41) 26-426-5555
FAX (41) 26-426-5500

Asia

Room 1219
Chinachem Golden Plaza
77 Mody Road Tsimshatsui
East Kowloon
Hong Kong
TEL (852) 2721-9778
FAX (852) 2722-1369

Japan

9F, Tonetsu Shinkawa Bldg.
1-24-8 Shinkawa
Chuo-ku, Tokyo 104-0033
Japan
TEL (81) 3-3523-3551
FAX (81) 3-3523-7581

Atmel Operations

Memory

2325 Orchard Parkway
San Jose, CA 95131
TEL 1(408) 441-0311
FAX 1(408) 436-4314

Microcontrollers

2325 Orchard Parkway
San Jose, CA 95131
TEL 1(408) 441-0311
FAX 1(408) 436-4314

La Chantrerie
BP 70602
44306 Nantes Cedex 3, France
TEL (33) 2-40-18-18-18
FAX (33) 2-40-18-19-60

ASIC/ASSP/Smart Cards

Zone Industrielle
13106 Rousset Cedex, France
TEL (33) 4-42-53-60-00
FAX (33) 4-42-53-60-01

1150 East Cheyenne Mtn. Blvd.
Colorado Springs, CO 80906
TEL 1(719) 576-3300
FAX 1(719) 540-1759

Scottish Enterprise Technology Park
Maxwell Building
East Kilbride G75 0QR, Scotland
TEL (44) 1355-803-000
FAX (44) 1355-242-743

RF/Automotive

Theresienstrasse 2
Postfach 3535
74025 Heilbronn, Germany
TEL (49) 71-31-67-0
FAX (49) 71-31-67-2340

1150 East Cheyenne Mtn. Blvd.
Colorado Springs, CO 80906
TEL 1(719) 576-3300
FAX 1(719) 540-1759

Biometrics/Imaging/Hi-Rel MPU/ High Speed Converters/RF Datacom

Avenue de Rochepleine
BP 123
38521 Saint-Egreve Cedex, France
TEL (33) 4-76-58-30-00
FAX (33) 4-76-58-34-80

e-mail

literature@atmel.com

Web Site

<http://www.atmel.com>

© Atmel Corporation 2002.

Atmel Corporation makes no warranty for the use of its products, other than those expressly contained in the Company's standard warranty which is detailed in Atmel's Terms and Conditions located on the Company's web site. The Company assumes no responsibility for any errors which may appear in this document, reserves the right to change devices or specifications detailed herein at any time without notice, and does not make any commitment to update the information contained herein. No licenses to patents or other intellectual property of Atmel are granted by the Company in connection with the sale of Atmel products, expressly or by implication. Atmel's products are not authorized for use as critical components in life support devices or systems.

ATMEL® is the registered trademark of Atmel.

Windows® and Windows NT® are the registered trademarks of Microsoft Corporation.

Adobe® and Acrobat® are the registered trademarks of Adobe Systems Incorporated.

Other terms and product names may be the trademarks of others.



Printed on recycled paper.